



DESIGN GUIDE




Set your home's
character in stone.

Ply Gem is a 75-year leader in pioneering performance home exteriors,
with a superior warranty for exactly the home you want for decades to come.

 **Ply Gem**[®]
STONE





Sculpted by nature. Crafted by hand.

What makes Ply Gem Stone a natural choice for your home? For starters, we defy you to spot the difference between our stone and Mother Nature's. It's not easy because we use larger molds than the industry norm that contain an average of 100 sq. ft. of non-repeating shapes and colors. Our colors have a natural variegated look. Skilled artisans apply liquid tints that are absorbed into the stone. This creates more durable colors that resist fading.

Another difference you can only appreciate over time is the density of our stone. It's twice as dense as the industry standard which makes our stone less porous and more durable. We guarantee it with a 50-Year Limited Warranty. After all, if you appreciate the timeless beauty of stone, shouldn't you choose a stone veneer that stands the test of time?



DESIGN TIPS

- 3 | Why add stone
- 6 | Where to use stone
- 11 | How to choose stone
- 12 | The right stone for your home
- 14 | Define your own style
- 16 | Coordinate color with style
- 22 | Color Coordination
- 24 | Grout styles

STYLES

- 27 | Cascade Ledge
- 28 | Cut Cobblestone
- 30 | Fieldstone
- 32 | Ledgestone
- 33 | Manorstone
- 34 | Ridgestone
- 35 | Riverstone
- 36 | Shadow Ledgestone
- 38 | Tuscan Fieldstone
- 39 | True Stack™
- 40 | Colonial Brick

FINISHINGS

- 42 | Stone Accessories
- 44 | Mortarless Stone Columns
- 45 | Sustainable



This beautifully stone wall looks as though it was formed by nature. It has a rich, time-worn quality that's transformed a master suite into a warm, inviting sanctuary.



Why add stone

STONE ADDS CHARACTER

Ply Gem Stone is available in a wide variety of styles. Some lend a rustic character to your home. Others evoke an old-world aesthetic. While some look distinctly contemporary. Each has a timeless quality and a natural beauty that can define and enhance your home's character.

STONE ADDS SUBSTANCE

Stone adds a sense of weight and permanence to a home. It grounds a home and connects it to the natural environment. With its mass and variety of sizes, shapes and colors, stone creates a bold impression unlike any other building material.

STONE ADDS TEXTURE

Compared to stone, most building materials are relatively flat. Stone adds depth and texture, enhancing the style of your home. The natural faces of stone help blend new homes with old landscapes and bring a touch of the outdoors to indoor spaces.

STONE ADDS VALUE

Ply Gem Stone adds curb appeal and increases the perceived value of a home to buyers. It has a natural beauty that lasts for decades. More affordable than quarried stone or fieldstone, it's an investment that rewards you with a distinctive natural charm.





The chiseled stone and dry-stack style of this planter add a natural element and inviting counterpoint to the modern home behind it.



Where to use stone

Brick veneer imparts a worn elegance to this loft bathroom wall. It looks like exposed brick and helps connect the interior to the urban environment.

EXTERIOR


Ply Gem Stone can be used as an accent or as the primary design element on the exterior of a home. It's often used to dress up foundation walls, lend charm to porch columns or add a rustic touch to chimneys. An entire façade or dominant gable covered in stone can set a home apart. Brick veneer is also a popular choice where a traditional look is desired.

INTERIOR

A fireplace may be the obvious choice, but it's not the only place stone can warm up a room. The rich texture of stone adds natural warmth to entrance halls, living and dining rooms, bedroom walls, bathrooms, kitchens, bar areas, wine cellars — anywhere you want to add a striking accent. And because our stone requires no additional structural support, it's easy to transform almost any building surface.

OUTDOORS

Ply Gem Stone is perfect for creating outdoor living spaces. It can be as simple as an outdoor fireplace or fire pit surrounded with stone benches. Or as elaborate as an outdoor kitchen. You can also use stone to dress up walls, fence posts, gate posts and mailboxes.



True Stack takes on a whole different personality when it's turned on end — expressing the fluid motion of a waterfall.





The craggy texture of Shadow Ledge stone creates a rustic welcome. It marries well with the rich textures and handcrafted look of log cabin-style homes.



The rich texture of Ridgestone brings a timeless quality to contemporary settings. The natural variation in the stone colors – from warm earth tones to cool blue-grays – pairs beautifully with the exterior palette.



How to choose stone

STYLE

The stone and mortar style you choose should suit the look and style of your home. Generally, roughly textured faces in dry-stack style (no visible mortar joints) create a rustic impression. Smoother stone faces with visible mortar joints create a grander, more formal look. To help you select the right stone for your home, we've highlighted architectural styles that pair well with each stone style starting on the following page.

COLOR

Stone can be used to complement or contrast with the surrounding palette. Contrasting stone colors work especially well as decorative accents. Complementary colors fit in with the colors of your home and landscape. Because stone colors have a natural variation, stone is an excellent bridge between two existing colors on your home.

SCALE

The size of stones should be proportional to the area they're applied to. Larger stones look better on larger surfaces while smaller stones are better suited to small surface areas. Larger stones also make the base of a structure look stronger.

+ The right stone for your home



CRAFTSMAN



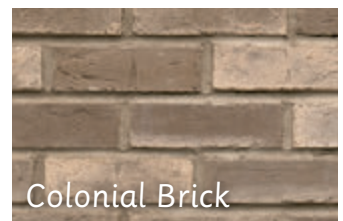
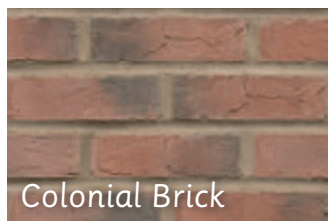



PRAIRIE



RANCH



CONTEMPORARY



Different stone styles lend themselves to different projects. It all depends on the style of your home and the look you have in mind. Use the suggestions below to help guide your selection.



SPANISH



COUNTRY



OLD WORLD



VICTORIAN



Tuscan Fieldstone



Cut Cobblestone



Tuscan Fieldstone



Cut Cobblestone



Fieldstone



Riverstone



Fieldstone



Ledgerstone



Riverstone



Fieldstone



Manorstone



Manorstone



Manorstone



Manorstone



Cut Cobblestone




Cascade Ledge




Cut Cobblestone



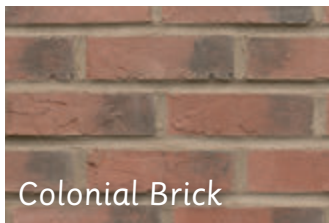
Ledgerstone



Colonial Brick



Colonial Brick



Colonial Brick

Define your own style




For added variety and interest, consider mixing stone styles.

In the fireplace shown here, the varied shapes and larger sizes of Fieldstone break up the horizontal pattern of Shadow Ledge stone. Randomly placed Fieldstone also makes the stonework appear stronger.

In addition to mixing stone styles, try different colors for added contrast. Use the surrounding palette as a guide to choosing colors you like. Stones with more color will add more contrast. Because stonework naturally draws your eye, subtler combinations such as earth tones or browns and grays may work best.

The fireplace features a striking combination of Fieldstone and Shadow Ledge stone in Buckingham. Brick soldiers and a keystone add an elegant touch.



A mix of Cut Cobblestone, Fieldstone and Ridgestone (all in Autumn) lends a rustic yet elegant charm to this historic Colonial home. Colonial Brick arches above the windows add a decorative accent.

Coordinate color with style

While there's no hard and fast rule to selecting something as individual as colors for your home, some tend to suit certain home styles. Earth tones, for example, work well for rustic-style homes. Shades of gray flatter Victorian and Colonial styles. While bold colors help modern homes stand out. On the following pages, you'll find color suggestions for four popular home styles. And starting on page 40 you'll find a color coordination guide for stone and siding.

A good example of coordinating colors and textures is shown here. Stone and siding materials all have a rustic texture but the contrasting color of the shingles creates a clean, contemporary look.

Cascade Ledge in Mystic, Linen shingle siding and Autumn harvest board and batten siding.







Trim:
Wicker

Siding:
Clay

Accents:
Winestone

Stone:
Lehighton

French Country

A warm, brown palette keeps everything in harmony. White trim highlights the windows and gables. Wide, irregular-shaped old-world stone like Cobblestone and Tuscan Fieldstone add a European feel.

Stone:
Winfield

Siding:
Light Gray

Stone:
Buckingham

Siding:
Wicker

Trim:
White

Accents:
Blue

Trim:
Dark Brown

Accents:
Dark Spruce



Trim:
Clay

Shakes:
Red

Siding:
Canyon

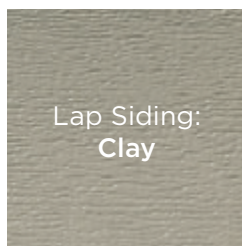
Stone:
Chardonnay

Western Craftsman


Earthtones such as grays, browns and greens perfectly suit this style with its emphasis on craftsmanship and natural materials. Rustic stone and brickwork is typical of the Craftsman style.



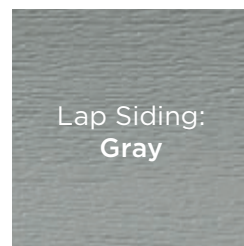
Stone:
Autumn



Lap Siding:
Clay



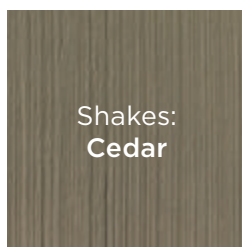
Stone:
Bradford



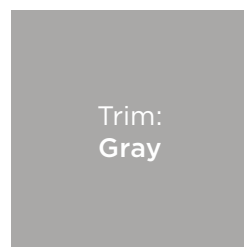
Lap Siding:
Gray



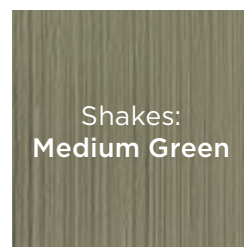
Trim:
Wicker



Shakes:
Cedar



Trim:
Gray



Shakes:
Medium Green



Trim:
White

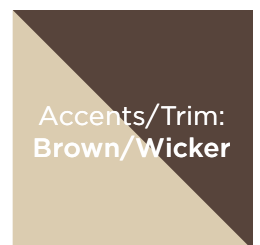


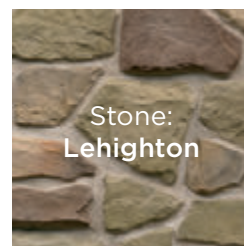
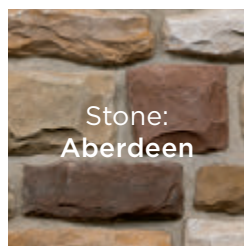
Siding:
Medium Gray

Accents:
Dark Spruce

Stone:
Winfield

Shingle


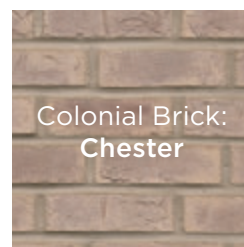
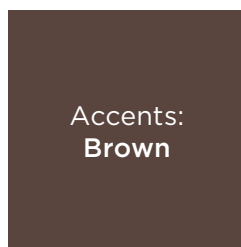
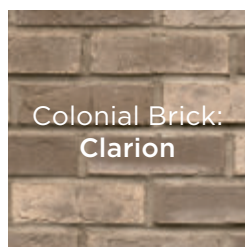
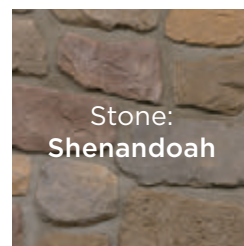
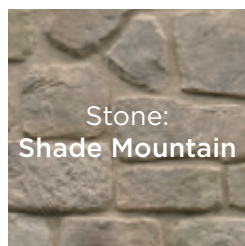
Warm grays offset with light trim work well for this rambling informal style. Subtle earthtones combined with dark accents are also in character with the Shingle style. Cut Cobblestone or Fieldstone set a sophisticated yet informal tone that complements the highly textured exterior.

















Tuscan

The color palette of this style is inspired by the sun-drenched farmhouses of the Italian countryside. An old world style, large irregular-shaped Fieldstone emphasizes the rustic character and adds subtle contrast. Dark brown shutters perfectly accent the stone and stucco.



+ Coordinating colors

Homes look their best when everything works together. With so many choices, finding the best stone color to coordinate with your siding can be overwhelming. The suggestions below will help get you started. Siding colors have been simplified into color families. We've also included suggestions for stone accessory colors.














































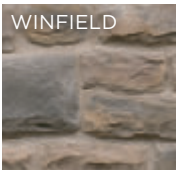











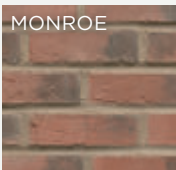


STONE COLOR	ACCESSORY COLOR	SIDING COLOR FAMILY	STONE COLOR	ACCESSORY COLOR	SIDING COLOR FAMILY	STONE COLOR	ACCESSORY COLOR	SIDING COLOR FAMILY
ABERDEEN 			ALPINE MIST 			ANTIGO 		
ARKOSE 			AUTUMN 			BRADFORD 		
BUCKINGHAM 			CALGARY 			CAMBRIA 		
CHARDONNAY 			COLUMBIA 			EARTHTONE 		
EASTON 			FAIRBANKS 			FLINT 		
GOLDEN HILL 			HAMPTON 			HONEY 		
LEHIGHTON 			MIDWEST 			MYSTIC 		

ACCESSORY COLOR KEY

CREAM	LIME
COUNTRY	CHARCOAL
BROWN	

SIDING COLOR FAMILY KEY

WHITE	BEIGES	GREENS
YELLOWS	REDS	BLUES
CREAMS	BROWNS	GRAYS

STONE COLOR	ACCESSORY COLOR	SIDING COLOR FAMILY	STONE COLOR	ACCESSORY COLOR	SIDING COLOR FAMILY	STONE COLOR	ACCESSORY COLOR	SIDING COLOR FAMILY
<p>ODESSA</p> 			<p>OSWEGO</p> 			<p>PA LIME</p> 		
<p>PENNS VALLEY</p> 			<p>POCONO MOUNTAIN</p> 			<p>ROCKAWAY</p> 		
<p>SANDY CREEK</p> 			<p>SHADE MOUNTAIN</p> 			<p>SHENANDOAH</p> 		
<p>SHERWOOD</p> 			<p>SIERRA</p> 			<p>SONOMA</p> 		
<p>SPICE</p> 			<p>SUMMIT</p> 			<p>TUSCARORA</p> 		
<p>WINFIELD</p> 			<p>CHESTER</p> 			<p>CLARION</p> 		
<p>FULTON</p> 			<p>MONROE</p> 					

+ Grout styles

There's no right or wrong when choosing between a dry-stack or jointed style. It's largely a matter of taste. But different grout techniques can have a dramatic effect.



DRY-STACK

No visible mortar (even though you use mortar to set the stone). This style is typically used with flat, horizontal stones to achieve a rustic look.



Common Dry-stack Styles

Ledgestone
Shadow Ledgestone
Ridgestone
True Stack™
Cascade Ledge



STANDARD JOINT

Grout is applied between each stone then “raked” to create a recess from the stone faces. This technique accentuates the shape of the stones.



Common Standard Joint Styles

Ledgestone
Cut Cobblestone
Brick
Ridgestone
Manorstone



OVERGROUT

By using less precise joints, this rustic style creates an old world look. The grout overlaps the face of the stone, widening the joints and making them irregular.



Common Overgrout Styles

Fieldstone
Tuscan Fieldstone
Riverstone

OUTLINING WITH COLOR

In most cases, grout takes a back seat to the beauty of stone so the grout color matches the stone. But sometimes you want to accentuate the shape of each stone. To increase the contrast, use a lighter grout color with darker stones and darker grout with lighter stones.




Styles

Ply Gem Stone is available in a wide range of styles, shapes, sizes, textures and colors. To help you choose the right stone for your home's exterior, compatible architectural styles are shown for each stone style, along with mortar style, applications and finishing stones.

On the interior of a home, matching the surroundings is just as important. Choose a stone style (or mix of styles) that complements the interior design. If a room is painted dark or poorly lit, you may want to choose stones that are lighter in color.

- 27 | Cascade Ledge
- 28 | Cut Cobblestone
- 30 | Fieldstone
- 32 | Ledgestone
- 33 | Manorstone
- 34 | Ridgestone
- 35 | Riverstone
- 36 | Shadow Ledgestone
- 38 | Tuscan Fieldstone
- 39 | True Stack™
- 40 | Colonial Brick




A close-up photograph of a stone wall made of light-colored, rectangular stones with a rough, textured surface. The stones are arranged in a staggered pattern.

ALPINE MIST

CASCADE LEDGE

This versatile style works well with all types of architecture, especially contemporary settings. A mix of ledge stones and cobble jumpers fit tightly together to create long, clean lines with a detail face texture.

A close-up photograph of a stone wall made of light-colored, rectangular stones with a rough, textured surface. The stones are arranged in a staggered pattern.


FAIRBANKS

A close-up photograph of a stone wall made of light-colored, rectangular stones with a rough, textured surface. The stones are arranged in a staggered pattern.

GOLDEN HILL

A close-up photograph of a stone wall made of dark-colored, rectangular stones with a rough, textured surface. The stones are arranged in a staggered pattern.

MYSTIC

A close-up photograph of a stone wall made of light-colored, rectangular stones with a rough, textured surface. The stones are arranged in a staggered pattern.

SANDY CREEK

MORTAR STYLE

Dry-stack

COMMON USES

Accents to siding and shakes, foundations, columns, landscaping accents, fireplaces, bathrooms, kitchens, dining areas.

ARCHITECTURE


Suits Contemporary, Ranch and Arts & Crafts styles such as Craftsman and Prairie.

FINISHINGS

Corners are available in all Cascade Ledge colors. A comprehensive selection of finishing stones and accessories are available in coordinating colors. An accessories list can be found on pages 42-43. Style and color palette suggestions start on page 16.



ABERDEEN



AUTUMN



CUT COBBLESTONE




BUCKINGHAM



CHARDONNAY



EASTON



ODESSA





PA LIME



SHADE MOUNTAIN



This beautiful profile mirrors the classic look of rough dressed stone. The chiseled face, rectangular shapes and irregular sizes create an old-world look and feel. Available in a variety of colors, the effect is elegant and timeless.



MORTAR STYLE

Standard mortar joint

COMMON USES

Full house facade or as an accent to siding, porches, fireplaces, columns, mailboxes.

ARCHITECTURE

Suits Old World, Country, Victorian and Arts & Crafts styles such as Craftsman and Prairie.

FINISHINGS

Corners are available in all Cut Cobblestone colors. A comprehensive selection of finishing stones and accessories are available in coordinating colors. An accessories list can be found on pages 42-43. Style and color palette suggestions start on page 16.



AUTUMN




BUCKINGHAM



CHARDONNAY

FIELDSTONE



EASTON



SHADE MOUNTAIN



Fieldstone features random shapes with smooth to slightly rugged faces that fit together like a giant puzzle. The effect is an informal, natural look that's equally at home in traditional and contemporary settings. Considered a grouted stone, the mortar joint accentuates the uneven shapes of the stones.



MORTAR STYLE

Mortar joint; attractive with full joint or overgrout.

COMMON USES

Full house facades; outdoor living (stoves, landscape walls); interior walls.

ARCHITECTURE

Suits Old World styles such as French Country and Tuscan; Arts & Crafts styles such as Craftsman; rustic styles such as Country.

FINISHINGS

Corners are available in all Fieldstone colors. A comprehensive selection of finishing stones and accessories are available in coordinating colors. An accessories list can be found on pages 42-43. Style and color palette suggestions start on page 16.



AUTUMN



BUCKINGHAM



LEDGESTONE

Flat with a relatively smooth face, LedgeStone makes an ideal choice for dry-stack stonework. The randomly stacked stones add rustic charm to walls, fireplaces, living rooms, porches — anywhere a natural look is desired.



CHARDONNAY



EASTON



ROCKAWAY



SHERWOOD

MORTAR STYLE

Typically dry-stack. Can use mortar joints.

COMMON USES

Columns, along lower exterior as a water table; fireplaces, interior accent walls, islands.

ARCHITECTURE

Suits Contemporary style homes with a horizontal emphasis and Arts & Crafts styles such as Craftsman.


FINISHINGS

Corners are available in all LedgeStone colors. A comprehensive selection of finishing stones and accessories are available in coordinating colors. An accessories list can be found on pages 42-43. Style and color palette suggestions start on page 16.



MANORSTONE

This rustic style combines field and ledge stones with a smooth, split face. Varied shapes and sizes create a natural, organic look that works well in virtually any setting: interior or exterior, modern or traditional.




OSWEGO



SIERRA



SPICE



SUMMIT

MORTAR STYLE

Standard mortar joint

COMMON USES

Exterior walls (full façade or accent), freestanding walls, columns, outdoor living spaces, fireplaces, interior walls

ARCHITECTURE

Suits Old World, Spanish, Country and Victorian styles.

FINISHINGS

Corners are available in all Manorstone colors. A comprehensive selection of finishing stones and accessories are available in coordinating colors. An accessories list can be found on pages 42-43. Style and color palette suggestions start on page 16.



AUTUMN



CHARDONNAY



RIDGESTONE

Ridgestone captures the nuances and magic of natural rock formation. The stones have the ridged, striated texture of sandstone or limestone. The rippled surface looks as if water has washed over it for millennia. A small percentage of irregular fieldstones are mixed with the horizontal shapes for a more natural look.



MORTAR STYLE

Dry-stack or mortar joints.

COMMON USES

Accents to siding and shakes, along lower exterior as a water table, columns, fireplaces, landscaping accent, bathrooms and kitchens.

ARCHITECTURE

Suits Contemporary, Spanish and Arts & Crafts styles such as Craftsman and Prairie.

FINISHINGS

Corners are available in all Ridgestone colors. A comprehensive selection of finishing stones and accessories are available in coordinating colors. An accessories list can be found on pages 42–43. Style and color palette suggestions start on page 16.




RIVERSTONE

SPECIAL ORDER ONLY.


The smooth, round shapes of Riverstone exhibit a gentle, unpretentious character. They bring the outdoors indoors and make beautiful fireplaces. On the exterior, the variety of shapes, sizes and colors creates a striking mosaic on walls and columns.



EARTHTONE



MIDWEST



POCONO MOUNTAIN



SHADE MOUNTAIN

MORTAR STYLE

Mortar joint; attractive with full joint or overgrout.

COMMON USES

Accent to siding shakes, interior and exterior fireplaces, landscaping accent walls.


ARCHITECTURE

Suits Country, Spanish and Craftsman styles.

FINISHINGS

Corners are available in all Riverstone colors. A comprehensive selection of finishing stones and accessories are available in coordinating colors. An accessories list can be found on pages 42-43. Style and color palette suggestions start on page 16.

Special Order only.



ABERDEEN




ANTIGO




SHADOW LEDGESTONE



AUTUMN



BRADFORD



BUCKINGHAM



HAMPTON




PA LIME



SHADE MOUNTAIN



Molded from a Civil War fence-row, Shadow Ledge stone is designed to be tightly fitted together in a dry-stack style. The craggy texture and warm earth tones create an organic, rustic appearance that works well on interior and exterior walls, fireplaces, columns and retaining walls.



MORTAR STYLE

Typically dry-stack; can use mortar joint.

COMMON USES

As an accent to shakes, stucco or siding; along lower exterior as a water table; columns and pillars; kitchen backsplash.

ARCHITECTURE

Suits Contemporary style homes with a horizontal emphasis and Arts & Crafts styles such as Craftsman.

FINISHINGS

Corners are available in all Shadow Ledge stone colors. A comprehensive selection of finishing stones and accessories are available in coordinating colors. An accessories list can be found on pages 42-43. Style and color palette suggestions start on page 16.



AUTUMN



TUSCAN FIELDSTONE

These rough irregularly-shaped stones evoke the rustic charm of the Mediterranean countryside. Weathered and craggy, the stones impart an old-world beauty. When the joints are grouted, the stonework looks like it's been in place for generations.



BUCKINGHAM



CHARDONNAY



PENNS VALLEY



SHENANDOAH

MORTAR STYLE

Mortar joint; attractive with full joint or overgrout.

COMMON USES


As an accent to stucco exteriors; enhancing entrances and fireplaces; outdoor living areas.

ARCHITECTURE


Suits Old World styles such as French Country, Spanish Eclectic, Mission and Tuscan.

FINISHINGS


Corners are available in all Tuscan Fieldstone colors. A comprehensive selection of finishing stones and accessories are available in coordinating colors. An accessories list can be found on pages 42-43. Style and color palette suggestions start on page 16.


 A close-up view of the Arkose stone panel texture, showing a mix of light tan and beige rectangular stones stacked in a dry-stack pattern.

ARKOSE


 A close-up view of the Calgary stone panel texture, featuring a variety of grey, brown, and tan stones with some darker, more irregular shapes.

CALGARY


 A close-up view of the Cambria stone panel texture, showing a mix of light tan and beige rectangular stones stacked in a dry-stack pattern.

CAMBRIA


TRUE STACK™

PANEL SYSTEM


To make installation easy, individual stacked stones are molded into panels of varying lengths. The result is a tight-fitting dry-stacked style with a rugged texture. The stones have a natural, uncut look with projecting edges.


 A close-up view of the Flint stone panel texture, showing a mix of light tan and beige rectangular stones stacked in a dry-stack pattern.


FLINT


 A close-up view of the Shenandoah stone panel texture, featuring a variety of grey, brown, and tan stones with some darker, more irregular shapes.

SHENANDOAH


 A close-up view of the Sonoma stone panel texture, showing a mix of light tan and beige rectangular stones stacked in a dry-stack pattern.

SONOMA


 A close-up view of the Tuscarora stone panel texture, featuring a variety of grey, brown, and tan stones with some darker, more irregular shapes.

TUSCARORA

MORTAR STYLE

Dry-stack

COMMON USES

Full house facades, interior and exterior accent walls, fireplaces, columns, kitchen islands and backsplashes.

ARCHITECTURE

Suits Contemporary, Craftsman and Prairie styles.


FINISHINGS

Corners are available in all True Stack colors. A comprehensive selection of finishing stones and accessories are available in coordinating colors. An accessories list can be found on pages 42-43. Style and color palette suggestions start on page 16.



COLONIAL BRICK

Brick veneer lends a stately appearance to exteriors and is a great way to accent windows and doors. Inside, it adds warmth to kitchen walls and fireplaces. Available in a choice of thicknesses and colors, brick veneer is a popular alternative to traditional brick because of its lighter weight and lower cost.



CHESTER



CLARION



FULTON



MONROE

MORTAR STYLE

Standard mortar joint

COMMON USES

Interior and exterior accent walls; as an edging accent around windows, doors, and fireplaces and full house facades.

ARCHITECTURE

Suits Colonial, Victorian, Craftsman, Prairie, Spanish, Ranch and Contemporary styles.

FINISHINGS

Corners and Sills available in all colors. A stone accessories list can be found on pages 42-43. Style and color palette suggestions start on page 16.



Finishings

Getting the details right makes all the difference. A sill that creates the perfect transition on a wall. A column that elevates a driveway into a grand entrance. Colors that work together beautifully. It's what sets a home apart.

42 | Stone Accessories

44 | Mortarless Stone Columns

22 | Color Coordination



BROWN



CHARCOAL




COUNTRY

+ Stone Accessories

Soldier
Frames windows and edges



Keystone
Decorative center element above
windows and garages



Trim Stone
Framing windows and edges



Tapered Sill
Window sills and transition
between siding materials



Shutter Block
Shutters sit on top



Electrical Box/Light Box
Backer for electrical and utility fixtures



CREAM

LIME

Each accessory is handcrafted to recreate the texture and detail of natural stone. Available in five colors these stones coordinate perfectly with Ply Gem Stones may colors and styles. Color coordination suggestions can be found on pages 22-23.

Hearthstone
Hearths, benches and pedestals



Capstone
Columns, ledges and walls



Tapered Capstone
Columns, ledges and walls



Address/Date Stone
Address or date marker



Mantel Bracket
Supports mantel above fireplace



Quoin Corner
Large corners that outline the sides of the wall



Brick Sill
On stone walls, brick sills and arches can be used to accent windows and doors. On brick walls, stone can be used for an attractive contrast.



+ Mortarless Stone Columns

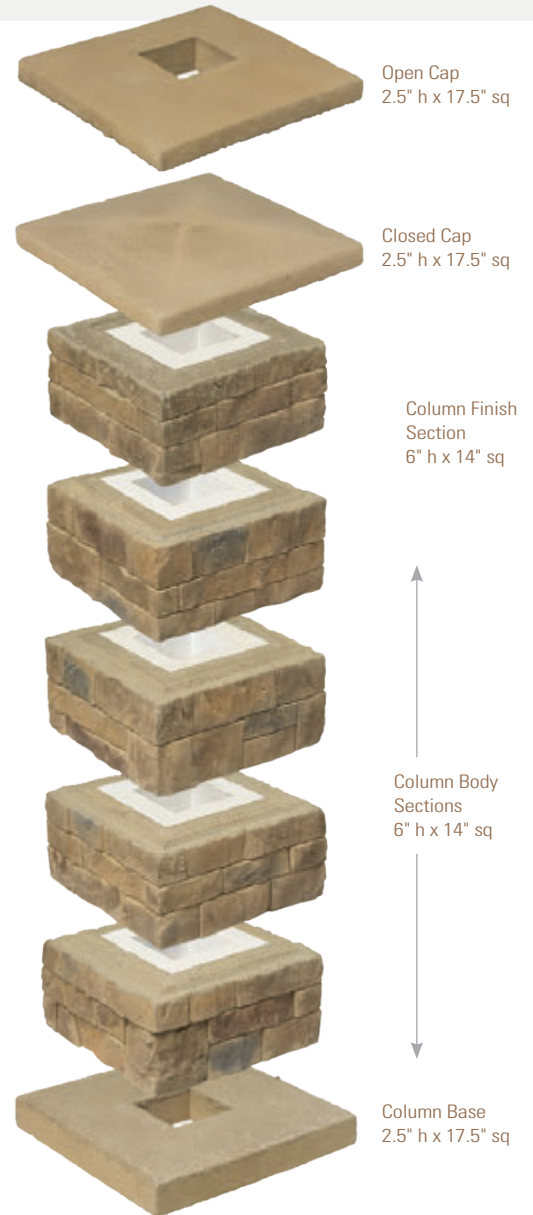


BEAUTY MADE EASY

Molded from quarried stone, our stone columns are as authentic as it gets. But unlike individual stones, our modular system is much easier to install. Simply set the square-shaped sections on top of each other around a 5" x 5" PVC post to the desired height.

EASIEST TO INSTALL STONE COLUMN SYSTEM AVAILABLE

- No mortar or masonry skills required
- No wall ties or poured footing required
- Squares can be stacked to custom heights (up to 6' 6" maximum, or 13 sections high)
- Lightweight (about 30 lbs.) sections are easy to handle
- Available in a natural warm Shenandoah color blend
- Ideal for a variety of applications: *free-standing solid columns, pedestals, light posts, fence posts, sign posts and more.*





Sustainable

The good people at the Home Innovation Research Labs™ have certified Ply Gem Stone as green. We're pleased to be recognized for our efforts but not surprised.

Ply Gem Stone contains pre-consumer recycled content. It never needs painting or staining so it doesn't pollute the environment with volatile organic compounds (VOCs). And it retains its beauty for years.

A long life cycle is an important factor in determining whether a product is green certified or not. With Ply Gem Stone, product durability is guaranteed with a 50 Year Limited Warranty.



Home Innovation
NGBS GREEN CERTIFIED™

ENERGY EFFICIENCY

This product has been certified by Home Innovation Research Labs.

This means you can be assured that this product complies with specific green practice criteria in the National Green Building Standard (NGBS). Visit www.HomeInnovation.com/GreenProducts for more details.



Looking for Ply Gem Stone products with features that can contribute to overall energy savings, lower maintenance, and reduced environmental impact? These logos identify products recognized by third parties as supporting green building practices.

Ply Gem Stone supports green building, and it shows. We are active members of both the USGBC and NAHB — two key industry organizations that are working to define sustainable building practices.

plygemstone.com
2600 Grand Blvd., Suite 900
Kansas City, MO 64108
877-804-1670
support@plygemstoneinfo.com

Because Ply Gem Stone replicates natural stone, inconsistencies in color and texture can be expected. Every effort has been made to ensure the stone colors on our printed and online materials are as close to the actual stone as possible. However, photography, printing, and viewing conditions may alter perception of color. Consult your distributor or sales representative for product samples. Ply Gem reserves the right to alter, modify, or delete items from time to time without notice.

Ply Gem Stone, Ply Gem, and the "Natural Perfection in a Hand-Crafted Stone Veneer" slogan are trademarks of Ply Gem Industries, Inc. and/or its subsidiaries. © 2018 Ply Gem Stone. All products made in the U.S.A. 8109109991107/RevE/MS/CG/0118



Explore our complete line of exterior building products

Ask us about other Ply Gem exterior building products. In addition to Ply Gem Stone, Ply Gem provides a comprehensive line of siding, fence, trim, designer accents, roofing, windows and doors. Everything you need to create stylish, low maintenance exteriors.