






NEW CONSTRUCTION

FIELD GUIDE





DESIGNED EXTERIOR HOME
Joplin, Missouri

REFINED DESIGNS.

THE DESIGNED EXTERIOR

Whether you're building a single home or an entire neighborhood, creating curb appeal is what it's all about. *Designed Exterior™* homes help you to do that with a range of old and new world styles that can be tailored to your budget and customized with a variety of color combinations and materials.



An aerial photograph of a suburban neighborhood. The image shows a grid of streets with numerous houses, each with a lawn and driveway. The houses are mostly two-story with grey roofs. The perspective is from a high angle, looking down on the neighborhood. The text "STAND OUT FROM THE CROWD." is overlaid in the top left corner in a large, white, sans-serif font.

STAND OUT FROM THE CROWD.



THE DESIGNED EXTERIOR

Custom looks.

The days of identical tract houses and cookie-cutter neighborhoods are long gone.

Today's home buyers want to live in an architecturally distinct neighborhood with homes that reflect their personalities. *The Designed Exterior™* offers them flexibility and allows you to build more marketable homes in a variety of styles using different shapes, colors, textures and materials.

Based on a single floor plan, it's possible to create a diverse streetscape — a community of charming, affordable homes with unique curb appeal.






DESIGNED TO WORK TOGETHER.

Our **Products.**

- Siding, Soffit and Accessories
- Windows and Doors
- Stone and Brick Veneer
- Designer Accents
- Fence and Rail
- Gutters and Gutter Protection



The background of the page is a collage of various exterior building products. At the top left, there is a section of grey stone veneer. Below it, on the left, is a red brick wall with a black-framed, six-pane window. Further down on the left is a dark red horizontal siding. At the bottom left, there is a dark grey vertical siding. In the top center, there is a white decorative pediment with a central finial, positioned below a window with white vertical blinds. To the right of the pediment is a yellow scalloped-edge roofline. On the right side, there is a dark brown arched window with a six-pane grid. Below that is a large, reddish-brown arched louvered vent. At the bottom center, there is a white arched louvered vent. At the bottom left, there is a dark red double door with a six-pane grid. At the bottom right, there is a section of grey stone veneer. The text is centered in the middle of the page.

For more than 65 years, professionals and homeowners alike have trusted Ply Gem as a leading building products manufacturer. Continuing that legacy, we partnered with one of the nation's foremost national architectural firms to develop *The Designed Exterior™*. Product combinations and color palettes have been carefully conceived to bring each style to life. The result is a complete exterior solution that's cost effective to build and beautiful to behold — backed by a single company that's been serving the building industry for generations.



DESIGNED EXTERIOR HOME

Lake Viking, Missouri
Pride Built

CURB APPEAL MADE EASY.

THE DESIGNED EXTERIOR | **THE CABIN**

theProcess

For most people, building a new home is an unfamiliar process, filled with a variety of long-term decisions that must be made in a short period of time. Selecting a home's style and the materials used to create it can seem overwhelming.

Therefore, this *Designed Exterior™* guide makes it possible to see the range of design, color and material choices and imagine how the beautiful options can come together to craft unique, custom-looking houses.

Learn more about
The Designed Exterior™
at **Mastic.com**



1 Select a **style**.

Start by choosing an architectural style that fits the neighborhood. Then, work to create a look that will inspire for years to come.

2 Make it **personal**.

With *The Designed Exterior™*, the possibilities are unlimited. By blending a mix of colors, textures and materials — all nationally available, energy efficient and at nearly any price point — you can create home exteriors that are uniquely custom looking.



3 Put it all **together**.

Mastic Home Exteriors has made it simple to choose color combinations and products that work together. Use our recommendations and specifications at the back of this guide to create authentic, attainable looks tailored to your needs.



thePlan

This family's original plan for a new house was transformed into their dream home with *The Designed Exterior™*. They chose a Craftsman-style design for their 20-acre plot.



Double-hung windows with half-colonial grilles




Tapered columns evoke the Craftsman style



Low-pitched portico makes an inviting entry



Indoor/outdoor ledgerstone fireplace



theElements

Insulated vinyl siding and aluminum-clad wood windows were selected for greater energy efficiency. Polymer shingles and stone veneer offer the beauty of natural materials at a lower cost and with less upkeep.

theFinishLine

The end result was everything they wished for — a beautiful, energy-efficient home that requires minimal maintenance, built with sustainable products that will last a lifetime.

CaseStudy¹⁵: A CAROLINA CRAFTSMAN



HOMES THAT
EXPRESS YOU.

THE DESIGNED EXTERIOR



These seven homes in Missouri are constructed on virtually identical footprints, but with the help of *The Designed Exterior™*, each home boasts a unique style that matches the personality of the homeowner.

realize your vision.

The Designed Exterior™ offers the flexibility you need to build homes in a wide variety of styles. Each look can be customized to suit individual requirements and tastes. Builders and developers find they can create more attractive neighborhoods more efficiently and homebuyers appreciate that they can have a unique home that reflects their character and exudes personal charm.

A photograph of a modern outdoor patio. In the foreground, a wicker chair with a white cushion is visible. Behind it, a small white table holds a potted plant with yellow flowers. To the right, a stone pillar with a white cap stands next to a white railing. The background shows a house with large windows and a clear sky with some clouds.

EXPLORE THE
POSSIBILITIES.




This Field Guide showcases a range of exterior designs in old and new world styles. The styles were developed in partnership with a leading national architectural firm and represent today's most popular exteriors. Product specifications and recommended color schemes are provided for each style. Use them to guide your design choices, achieve an authentic look and give your homes greater curb appeal.



STYLE	PAGE
the CABIN	16
the SHINGLE	18
the PRAIRIE	20
the BUNGALOW	22
the GEORGIAN	24
the LOW COUNTRY	26
the CRAFTSMAN	28
the VICTORIAN	30
the SPANISH ECLECTIC	32
the BEACH	34
the FRENCH COUNTRY	36
the MID-CENTURY MODERN	38
the COLONIAL	40
the MODERN	42
the TUSCAN	44
the POST-MODERN	46
the TUDOR	48

With a mix of rich earth tones, river stone veneer and a wrap-around porch, the Cabin style has a calm, rustic charm.





DURANGO

COLLECTION



Reminiscent of a lodge-style vacation destination, this house creates a sense of “getting away from it all.” Inspired by the rugged homes of the Old West, The Cabin reflects the beauty of nature with its stone, shingle-style and board-and-batten siding, as its heavy timbers and gable braces finish the look. A broad use of windows embraces natural lighting and promotes outdoor views.



the Shingle



STEEL

COLLECTION



An updated version of a Victorian Shingle-style home with the beautiful texture of stone veneer on the first story and cedar hand-split shakes on the second. The powerful combination of stone, siding, shakes and shutters help to unify the outline of the house, while the weathered, rustic color scheme is typical of this easy-going, informal style.



Relaxed and casual, this house simply blends into its natural surroundings.

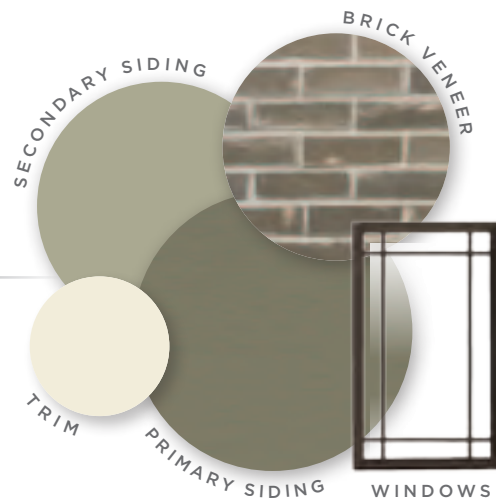


A classic, Midwestern style
that celebrates practicality
and function.

thePrairie



BOARDWALK COLLECTION



This horizontal style hints of the flat landscape it's named after. Hipped low-pitched roofs, wide overhanging eaves, square porch supports and rows of casement windows are distinguishing features of The Prairie. The foundation and porch supports are typically clad with brick.




the Bungalow



VERANDA

COLLECTION



Typically one- or one-and-a half story with low-pitched shingle roofs, authentic Bungalows boast modest and efficient floor plans. This cozy home style is punctuated with a welcoming front porch and lots of windows.



Typical in highly-populated areas, this cottage-style home is modest and charming.



Splendid and striking — a grand reflection
of Southern style.

the Georgian



DUNES


COLLECTION



Refined and symmetrical, The Georgian style grew out of the colonial townhouses along the Eastern seaboard. Double-hung windows are aligned both horizontally and vertically. Colonial brick veneer and Dutch Lap siding suggest original construction materials. Porch columns, Palladian windows and lintels with keystones add a formal curb appeal.



theLow Country



RIDGEVIEW COLLECTION



The Low Country style developed in coastal locations as an adaptation of classical, French and colonial houses. These homes typically have sloping, columned front porches that are extensions of inside spaces. A deeply pitched main roof along with double hung 6-over-6 pattern windows and louvered shutters finish off this traditional look.

Bold, bright white trim and accessories accentuate the precise characteristics of this welcoming home.





The low-pitched roof and tapered columns are characteristic of this classic American style — updated with wood grain lap for the dominant siding and hand-split shakes for secondary siding.



SAWMILL

COLLECTION



The roof with its overhanging eaves and decorative under-gable braces partner well with the stone piers that support the large porch columns — all together exemplifying the features that define a Craftsman-style home. Distinctly new world, it appeared in California at the turn of the 20th century and became the rage in pattern books across the nation.




the Victorian



MIDDAY

COLLECTION



These 19th century-style folk homes feature ornate porches and trim. Fussy brackets and spindle work, gable details and a combination of Dutch lap siding and scallop shingles lend texture and interest to authenticate the look.

Decorative elements deliver an
enchanted approach to design.





Simple details create
a culturally-nostalgic appeal.

the Spanish Eclectic




CORNERSTONE COLLECTION



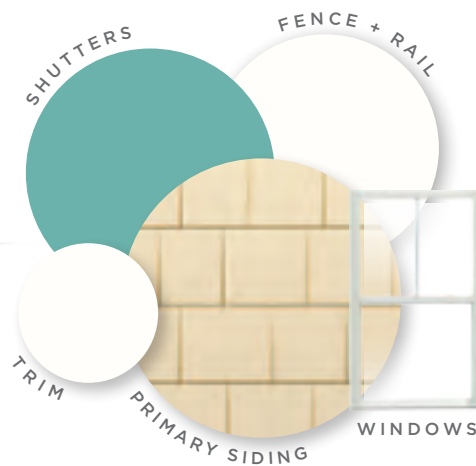
Tile roofs, stucco walls and prominent arches define this design that's most commonly found in the Southwest. Rounded windows and arched entryways communicate the distinctive Spanish heritage. The look is polished with coordinated shutters and a Mission-style door.



the Beach



KEY WEST COLLECTION



Traditionally designed with a raised main floor, Beach-style houses feature large wrap-around porches and a generous number of 2-over-2 windows to allow for a flood of light and picturesque views. Clad with shingle-style siding and whimsical louvered shutters, the laid back charm of this design extends a warm welcome to all who enter.

Yellow shingle-style siding, aqua louvered shutters and Chippendale railing set a relaxed tone. The 2-over-2 grille pattern makes the windows appear taller.



This is an eye-catching look
created through a combination
of textures and materials.



the French Country



HORIZON

COLLECTION



Inspired by the farm houses and chateaus of southern France, this contemporary version defines understated elegance. Cut cobblestone, arched windows and doors along with Board-and-Batten siding exude rustic warmth.



the Mid-Century Modern



SADDLE COLLECTION



Made popular in California, the Mid-Century Modern style was influenced by Frank Lloyd Wright and is characterized by a post-and-beam aesthetic, low-pitched roofs and lots of glass. Employing the simple use of materials and trim with limited ornamentation, the typical design elements include wide roof eaves with exposed beams and large areas of picture windows.





Effortless and straightforward
— a clever complement to a
down-to-earth lifestyle.

A true colonial-style home has strong straight lines and a decorative crownmolding above the front door.




theColonial



CHIC


COLLECTION




The ornate trim, oval windows and scallop picket fence are vintage Victorian, but the classic white siding and soft pink shutters make it clear this home is tailor-made for comfort.



the Modern



MANOR COLLECTION



The geometric -shaped roof is a defining element of the Modern-style house. Typically two siding styles — and often a brick veneer — accentuate the clean lines of this look. By employing board-and-batten siding and tall fixed windows, the vertical perspective of this design is emphasized.



The use of light and dark colors accented with a red front door extends an inviting entry.



An authentic classic made
possible through attention
to fine details.

the Tuscan




CLAY COLLECTION



A modernized version of an old-world style, Fieldstone veneer is the primary cladding and is accurately teamed with stucco on the second story. Colonial brick lintels over tall windows, which are accented by board-and-batten shutters, give the home a warm, inviting appearance.



the Post-Modern



SLATE

COLLECTION



Fashioned to appear distinctively custom, Post-Modern homes celebrate shapes and angles in unexpected ways. The simplistic combination of organic-looking colors and materials along with a no-rules approach to layout and design make this look an innovative approach to house design.



Stacked ledgerstone and a gray/blue palette give an eco-friendly impression sustained by insulated siding and energy-efficient windows.

A gothic and dignified
approach that satisfies a taste
for distinguished architecture.





RAINFOREST COLLECTION



Often framed by steeply pitched roofs and trimmed gables, Tudor style has its roots in English Revival. Four-over-one windows are typically tall and narrow — and grouped in multiples. Wall cladding includes brick, stone and occasionally stucco in various combinations. The half-timbering mimics a medieval design and often features a brick infill that is decoratively arranged.



let's get **started.**

There's no time like the present to begin planning your exterior. With our online visualizer, you can transfer your ideas into exterior designs. Simply select a style and apply different colors, textures and materials. Explore the possibilities in *The Designed Exterior™ Studio* at **mastic.com.**



ENDLESS POSSIBILITIES



the CABIN Durango COLLECTION		PAGES 16-17
PRIMARY SIDING	Cedar Discovery® Hand-Split Shake – Russet Red	
SECONDARY SIDING	Board+Batten Designer Series™ – Lakeshore Fern	
ACCENTS	Trim, Fascia and Soffit – Musket Brown	
	Mounting Blocks and Vents – Lakeshore Fern	
WINDOWS	5000 Series – Single Hung & Picture Windows – Dark Bronze	
STONE	Ply Gem Stone Riverstone – Earthtone	
FENCE+RAIL	Kroy® Woodland Select Solid Privacy Fence – Redwood	
GUTTER	Gutter Warrior™ Hanging System	

the SHINGLE Steel COLLECTION		PAGES 18-19
PRIMARY SIDING	Cedar Discovery® D7 Perfection Shingle – Harbor Grey	
SECONDARY SIDING	–	
ACCENTS	Trim, Fascia and Soffit – White / Raised Panel Shutters – Black	
	Columns – White / Mounting Blocks and Vents – White	
WINDOWS	5000 Series – Double Hung & Architectural Shape Windows – White	
STONE	Ply Gem Stone Cut Cobblestone – Winfield	
FENCE+RAIL	–	
GUTTER	–	

the PRAIRIE Boardwalk COLLECTION		PAGES 20-21
PRIMARY SIDING	Quest® D4 – Montana Suede	
SECONDARY SIDING	Ovation™ T3 – Pebblestone Clay	
ACCENTS	Trim, Fascia and Soffit – Linen	
	Mounting Blocks and Vents – Montana Suede & Pebblestone Clay	
WINDOWS	5000 Series – Casement & Picture Windows – Dark Bronze	
STONE	Ply Gem Stone Brick – Clarion Colonial	
FENCE+RAIL	–	
GUTTER	Gutter Warrior™ Hanging System	

the BUNGALOW Veranda COLLECTION		PAGES 22-23
PRIMARY SIDING	Quest® D4 – Timberstone	
SECONDARY SIDING	Cedar Discovery® Hand-Split Shake – Timber	
ACCENTS	Trim, Fascia and Soffit – Musket Brown / Trim Coil – Russet Red	
	Mounting Blocks and Vents – Timberstone	
WINDOWS	5000 Series – Double Hung Windows & Garden Window – White	
STONE	Ply Gem Stone Brick – Clarion Colonial	
FENCE+RAIL	Kroy® Rail – Custom / Kroy® Fence with Sunburst Accent – Khaki	
GUTTER	Gutter Warrior™ Hanging System	

the GEORGIAN Dunes COLLECTION		PAGES 24-25
PRIMARY SIDING	Quest® D4 – Colonial Yellow	
SECONDARY SIDING	–	
ACCENTS	Trim, Fascia and Soffit – White / Raised Panel Shutters – Dark Navy	
	Mounting Blocks and Vents – White	
WINDOWS	5000 Series – Double Hung and Architectural Shape Windows – White	
STONE	Ply Gem Stone Brick – Chester Colonial	
FENCE+RAIL	Kroy® Custom Rail – White	
GUTTER	–	

the LOW COUNTRY Ridgeview COLLECTION		PAGES 26-27
PRIMARY SIDING	Quest® D4 – Lakeshore Fern	
SECONDARY SIDING	Ovation™ T3 – Pebblestone Clay	
ACCENTS	Trim, Fascia and Soffit – White / Louvered Shutters – White	
	Mounting Blocks and Vents – Lakeshore Fern	
WINDOWS	5000 Series – Double Hung Windows – White	
STONE	–	
FENCE+RAIL	Kroy® Custom Rail – White	
GUTTER	–	

the CRAFTSMAN Sawmill COLLECTION		PAGES 28-29
Quest® D4 – American Walnut		
Cedar Discovery® Hand-Split Shake – Walnut		
Trim, Fascia and Soffit – Almond		
Mounting Blocks and Vents – American Walnut		
5000 Series – Double Hung & Picture Windows – White		
Ply Gem Stone Cut Cobblestone – Autumn		
Kroy® Custom Rail – Tan / Kroy® Semi-Privacy Fence – Tan		
Gutter Warrior™ Hanging System		

the VICTORIAN Midday COLLECTION		PAGES 30-31
Quest® D4.5 Dutch Lap – Glacier Blue		
Carvedwood® 44® T3 – Scottish Thistle / Cedar Discovery® Half-Rounds – Classic Cream		
Trim, Fascia and Soffit – White		
Raised Panel Shutters – Dark Berry		
5000 Series – Double Hung Windows – White		
–		
Kroy® Custom Rail – White		
–		

the SPANISH ECLECTIC Cornerstone COLLECTION		PAGES 32-33
–		
–		
Trim, Fascia and Soffit – Desert Sand		
Raised Panel Shutters – Red		
5000 Series – Double Hung, Casement & Architectural Shape Windows – Dark Bronze		
–		
–		
–		

the BEACH Key West COLLECTION		PAGES 34-35
Cedar Discovery® T5 Perfection Shingle – Colonial Yellow		
–		
Trim, Fascia and Soffit – White / Open Louvered Shutters – White, Painted Teal		
Mounting Blocks and Vents – Colonial Yellow		
5000 Series – Double Hung & Picture Windows – White		
–		
Kroy® Chippendale Rail – White / Kroy® Privacy Fence with Picket Accents – White		
Gutter Warrior™ Hanging System		

the FRENCH COUNTRY Horizon COLLECTION		PAGES 36-37
Board+Batten Designer Series™ – Sandtone		
–		
Trim, Fascia and Soffit – Linen / Raised Panel Shutters – Brown		
Mounting Blocks and Vents – Sandtone		
5000 Series – Double Hung & Architectural Shape Windows – Beige		
Ply Gem Stone Cut Cobblestone – Sherwood		
–		
–		

the MID-CENTURY MODERN Saddle COLLECTION		PAGES 38-39
Quest® D4 – Sandtone		
Pro-Select® D5 Soffit Installed as Vertical Siding – Classic Cream		
Trim, Fascia and Soffit – Harbor Grey		
Mounting Blocks and Vents – Sandtone		
5000 Series – Awning, Casement & Picture Windows – Dark Bronze		
Ply Gem Stone Shadow LedgeStone – Lehighton		
–		
–		

the COLONIAL Whitewash COLLECTION		PAGES 40-41
Carvedwood® 44® T3 – White		
–		
Trim, Fascia, Soffit – White / Raised Panel Shutters – White, Painted Pink		
Mounting Blocks and Vents – White		
5000 Series – Double Hung, Architectural Shape & Garden Windows – White		
–		
Kroy® Contour Rail w/Spindles – White / Kroy® Narrow Scallop Picket Fence – White		
Gutter Warrior™ Hanging System		

the MODERN Manor COLLECTION		PAGES 42-43
Board+Batten Designer Series™ – Montana Suede		
Metal Vertical Siding		
Trim, Fascia and Soffit – White		
Mounting Blocks and Vents – Montana Suede		
Ply Gem Windows – Casement and Picture Window – Black		
–		
Kroy® Standard Rail – White / Kroy® Solid Privacy Fence – White		
Gutter Warrior™ Hanging System		

the TUSCAN Clay COLLECTION		PAGES 44-45
–		
–		
Trim, Fascia and Soffit – White		
Board and Batten Shutters – Brown		
5000 Series – Double Hung Windows – Beige		
Ply Gem Stone Fieldstone – Columbia / Ply Gem Stone Brick – Chester		
–		
–		

the POST-MODERN Slate COLLECTION		PAGES 46-47
Structure® Home Insulation System™ D6 – Harbor Grey		
–		
Trim, Fascia and Soffit – Harbor Grey		
Mounting Blocks and Vents – Harbor Grey		
5000 Series – Casement & Picture Windows, Sliding Patio Doors – Dark Bronze		
Ply Gem Stone Shadow LedgeStone – PA Lime		
Kroy® Standard Rail – Khaki		
Gutter Warrior™ Hanging System		

the TUDOR Rainforest COLLECTION		PAGES 48-49
Ovation™ D4 – Classic Cream		
–		
Trim, Fascia and Soffit – Sandtone		
Mounting Blocks and Vents – Sandtone		
5000 Series – Double Hung Windows – Sandtone		
Ply Gem Stone Fieldstone – Gray / Ply Gem Stone Brick – Clarion Colonial		
–		
–		

*The products listed in this field guide are approximations of colors and styles represented in the renderings. Consult the *Mastic Specification Guide* and product color samples for actual product specifications.



When you choose building products for your home, you want them to last. Just as important, you want the company that stands behind those products to be there when you need them. With Mastic, you can choose with confidence. Every product meets strict quality standards and is backed by Ply Gem, an industry leader with a long-standing record of integrity. Residential builders, remodelers and architects have put their trust in Ply Gem for over 65 years.

Mastic Home Exteriors. This is the Exterior Solution.®

2600 Grand Blvd, Suite 900

Kansas City, Missouri 64108

1-800-962-6973


MASTIC.COM

Ply Gem reserves the right to alter, modify or delete items from time to time without notice. Due to printing limitations, colors may not be exactly as shown. Contact your distributor or sales representative for actual product and color samples.

Mastic, Mastic Home Exteriors, the Mastic Home Exteriors logo and the "Mastic Home Exteriors. This is the Exterior Solution." slogan are trademarks of Mastic Home Exteriors, Inc. Ply Gem is a trademark of Ply Gem Industries, Inc. © 2012 Mastic Home Exteriors.

All products made in the U.S.A.

7605129991101/BT/CG/0812



Printed with environmentally sensitive vegetable based inks.



 SIDING + ACCESSORIES

 WINDOWS

 STONE VENEER

 FENCE + RAIL

 **PLY GEM**
BUILDING PRODUCTS. BUILDING SUCCESS.